

16" x 16" Square Flush Mount Rain Machine-2.0 GPM

Model #: S219-2.0-

FEATURES:

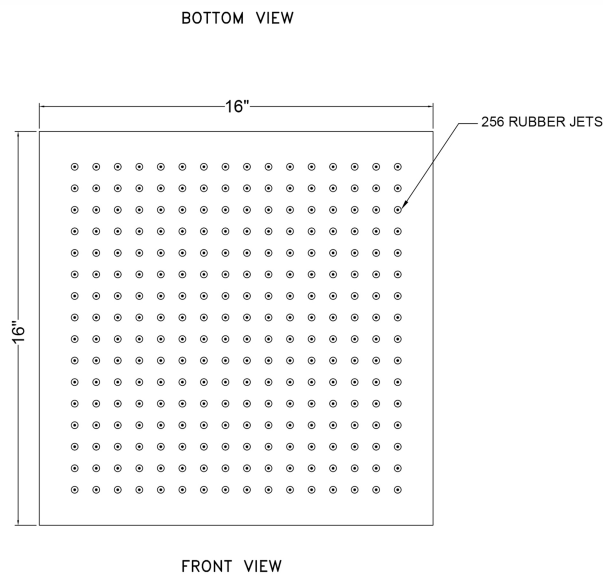
- 1/2" female IPS fixed, no ball joint design
- Surface mount or flush mount
- 16" X16" all brass body with 256 easy clean rubber jets
- All mounting hardware included
- Available in 2.5 and 2.0 GPM (2.0 GPM @ 55 PSI)




AVAILABLE FINISHES:

Polished Chrome (PCH)	Satin Chrome (SC)	Bronze Umber (BU)
Satin Nickel (SN)	Pewter (PEW)	Caramel Bronze (CB)
Polished Nickel (PN)	Antique Brass (AB)	Antique Copper (ACU)
Oil-Rubbed Bronze (ORB)	Polished Brass (PB)	Polished Copper (PCU)
Vintage Bronze (VB)	Satin Brass (SB)	Rose Gold (RG)
Matte Black (MBK)	Satin Gold (SG)	Polished Gold (PG)
Black Nickel (BKN)	Bombay Gold (BG)	Jewelers Gold (JG)
Europa Bronze (EB)	White (WH)	Sedona Beige (SDB)
Tristan Brass (TB)	Unlacquered Brass (ULB)	Satin Cooper (SCU)

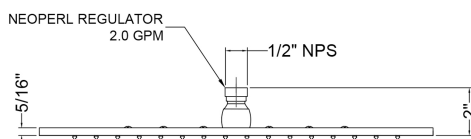
SPECIFICATION DRAWING:



SPRAY PATTERNS:



ANGLES AND FLOW RATES:



COMPLIANCES:

CEC

Complies with: ASME A112.18.1-2012/CSA B125.1-12