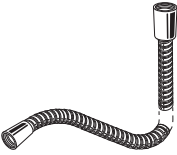





Model #	Description	Finishes
<p>8888.035</p> 	<p>59" (1500 mm) METAL SHOWER HOSE</p> <ul style="list-style-type: none"> • Threads directly on 1/2" NPSM male threaded personal hand held shower 	<p>.002 Polished Chrome .224 Oil Rubbed Bronze .295 Brushed Nickel .013 Polished Nickel .278 Legacy Bronze</p>
<p>8888.053</p>	<p>79" (2007 mm) METAL SHOWER HOSE</p>	<p>.002 Polished Chrome</p>
<p>1660.400</p> 	<p>1/2" NPT IN-LINE VACUUM BREAKER</p> <ul style="list-style-type: none"> • Attaches between supply outlet and personal shower hose. 	<p>.002 Polished Chrome .224 Oil Rubbed Bronze .295 Brushed Nickel .013 Polished Nickel .278 Legacy Bronze</p>
<p>1660.410</p> 	<p>SHOWER ARM DIVERTER</p> <ul style="list-style-type: none"> • Attaches to shower arm • Controls water flow between showerhead and hand held shower • 1/2" NPT connections 	<p>.002 Polished Chrome .295 Brushed Nickel</p>
<p>8888.096</p> 	<p>SHOWER ARM BRACKET</p> <ul style="list-style-type: none"> • Attaches to shower arm • Metal ball joint • Angle adjustable • 1/2" NPT connections 	<p>.002 Polished Chrome .224 Oil Rubbed Bronze .295 Brushed Nickel .013 Polished Nickel .278 Legacy Bronze</p>