







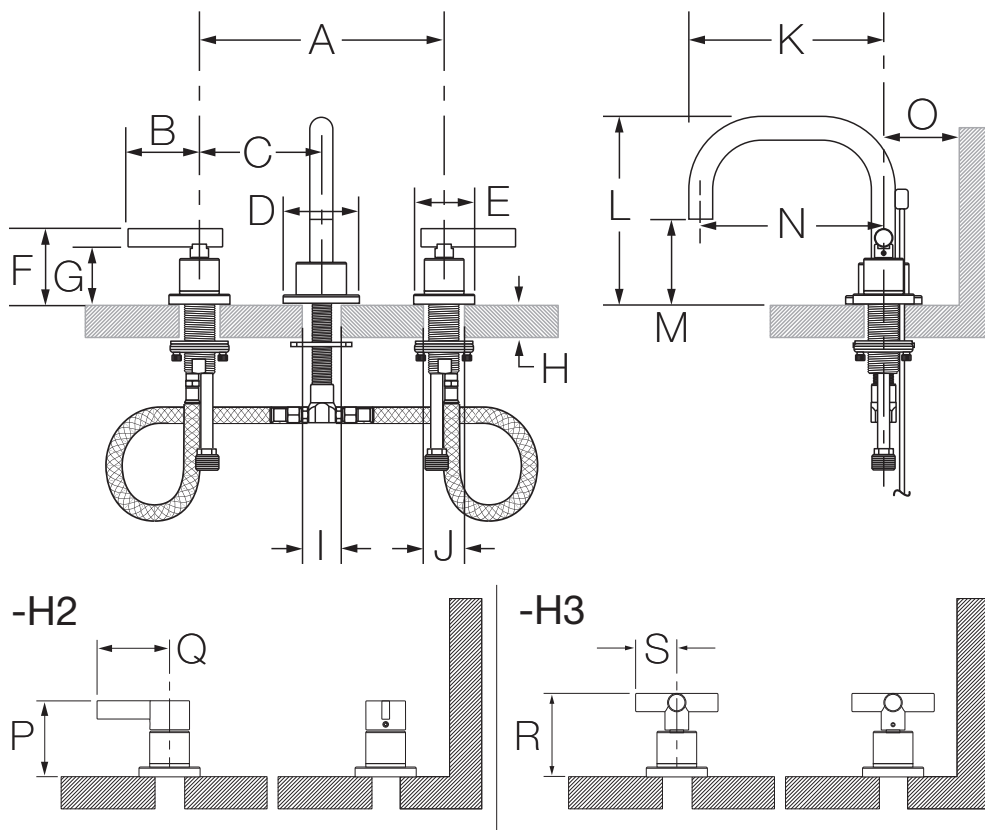
Location:

SLW-3522-1.5
Two Handle Widespread Lavatory Faucet
Specification Submittal



Model Numbers	Feature Highlights
<input type="checkbox"/> SLW-3522-1.5 <i>Two Handle Widespread Lavatory Faucet</i>	<ul style="list-style-type: none"> • 8" to 16" mount configuration • Quarter turn ceramic cartridges • 1/2" IPS inlet connections • 5-3/4" height • Lift rod and metal drain assembly • Standard 1.5 gpm (5.7 L/min) flow rate • Faucet shall be metal construction, plated in standard polished chrome finish
Finish Options/Modifications	Compliance
<input type="checkbox"/> -1.0  <i>1.0 gpm (3.8 L/min) flow restrictor</i> <input type="checkbox"/> -G <i>Grid drain</i> <input type="checkbox"/> -H2  <i>Alternative blade handle (Chrome and Satin Nickel finish only)</i> <input type="checkbox"/> -H3  <i>Alternative cross handle (Chrome and Satin Nickel finish only)</i> <input type="checkbox"/> -BBZ <i>Brushed Bronze finish</i> <input type="checkbox"/> -MB <i>Matte Black finish</i> <input type="checkbox"/> -STN <i>Satin Nickel finish</i>	<p>-ASME A112.18.1/CSA B125.1 -NSF/ANSI 61.9; NSF/ANSI 372</p> 
<p>Note: Append appropriate -suffix to model number.</p>	Warranty
	<p>Limited Lifetime - to the original end purchaser in consumer/residential installations. 5 Years - for industrial/commercial installations. Refer to www.symmons.com/warranty for complete warranty information.</p>

Dimensions



Measurements	
A	Min. 8", 203 mm Max. 16", 406 mm
B	2-3/8", 60 mm
C	Min. 4", 102 mm
D	2-1/2", 64 mm
E	2", 51 mm
F	2-1/2", 64 mm
G	1-7/8", 48 mm
H	Deck Thickness Ref. Max. 1-3/8", 35 mm
I	Hole Size Min. Ø 1-1/2", 38 mm Max. Ø 1-5/8", 41 mm
J	(2x) Hole size Min. Ø 1-1/8", 29 mm Max. Ø 1-1/2", 38 mm
K	6-3/8", 162 mm
L	5-3/4", 146 mm
M	2-5/8", 67 mm
N	6", 152 mm
O	Min. 1-1/2", 38 mm
P	2-1/2", 64 mm
Q	2-3/8", 60 mm
R	2-3/4", 70 mm
S	1-3/8", 35 mm

Note: Dimensions subject to change without notice.